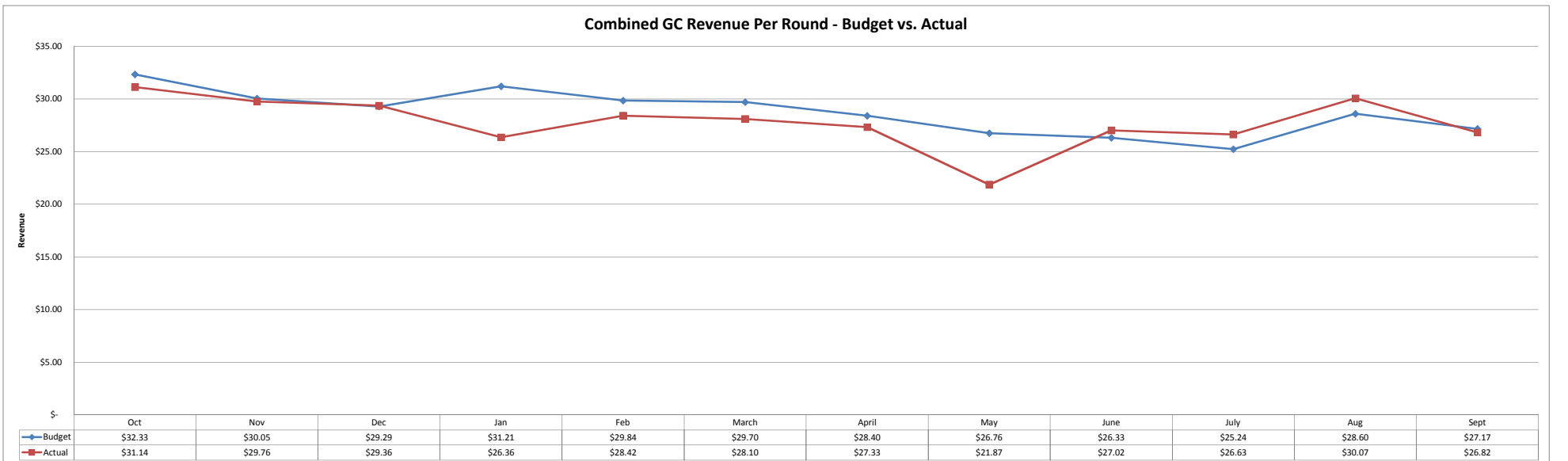
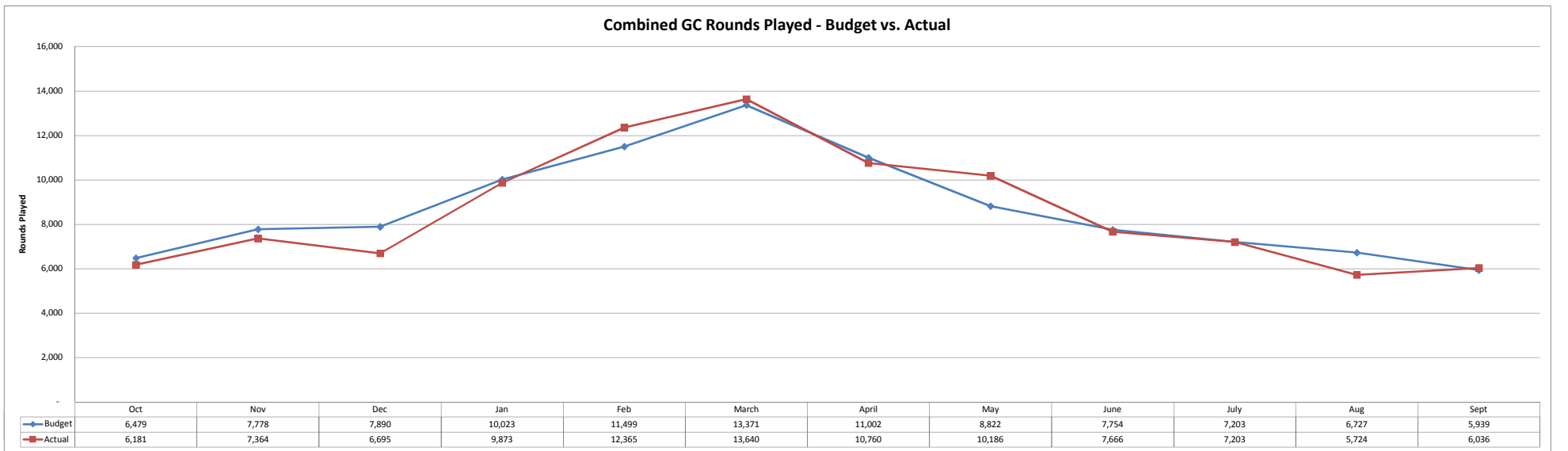
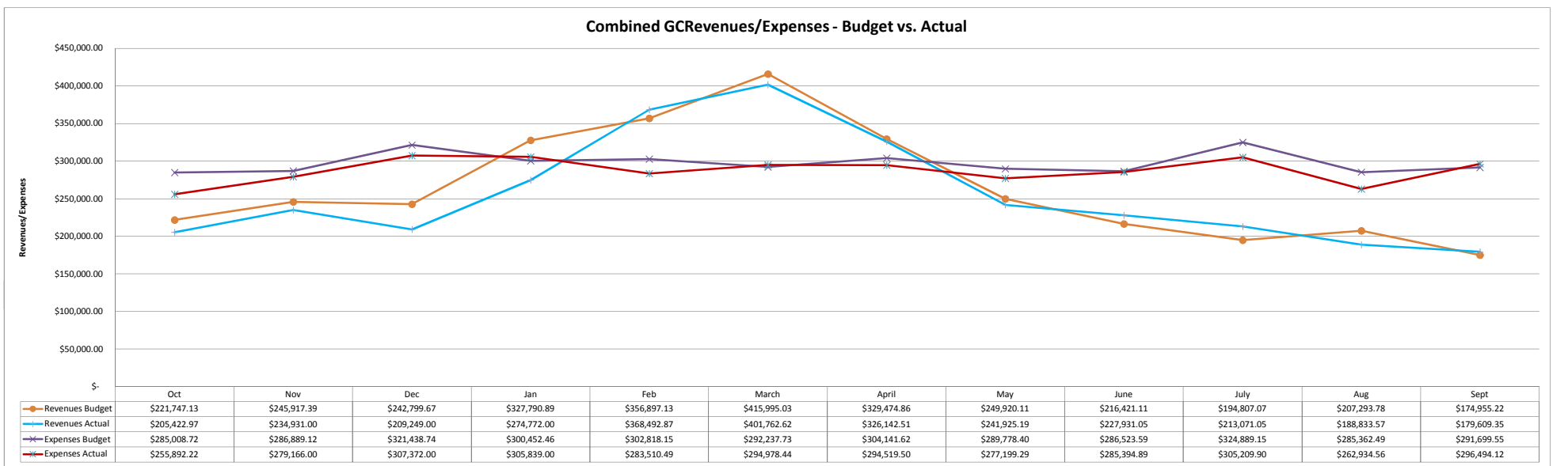
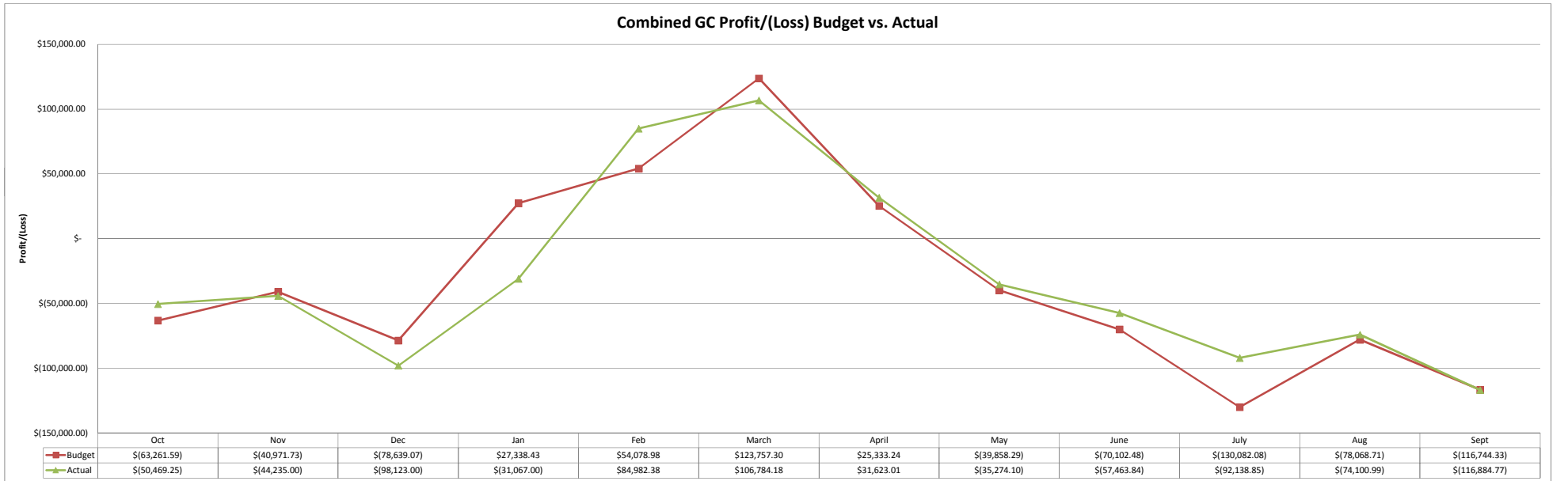


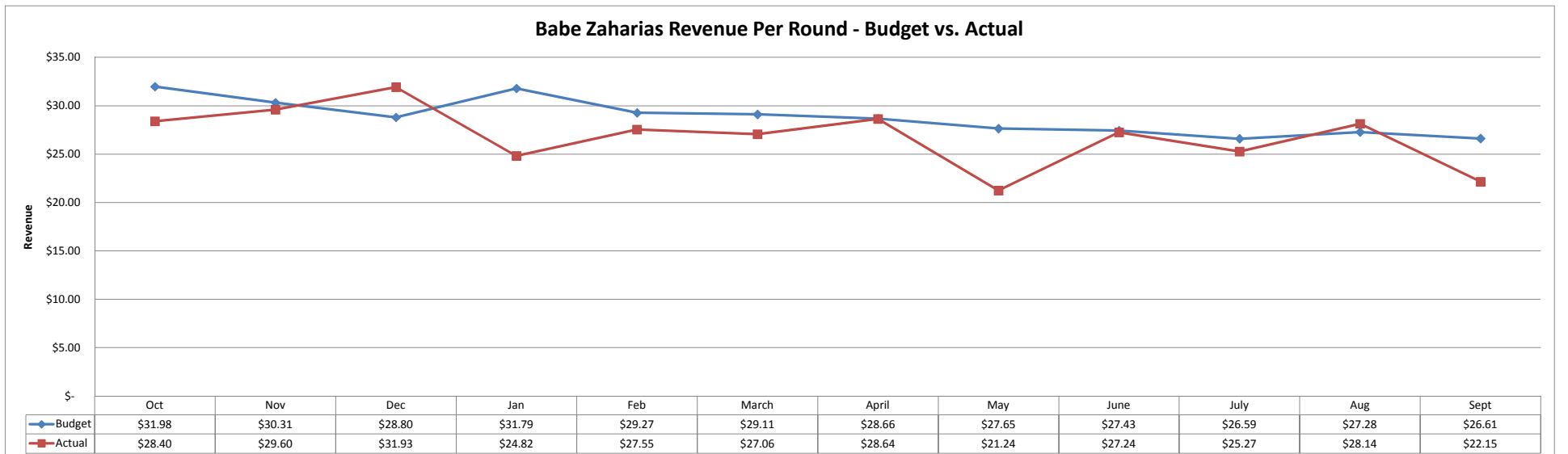
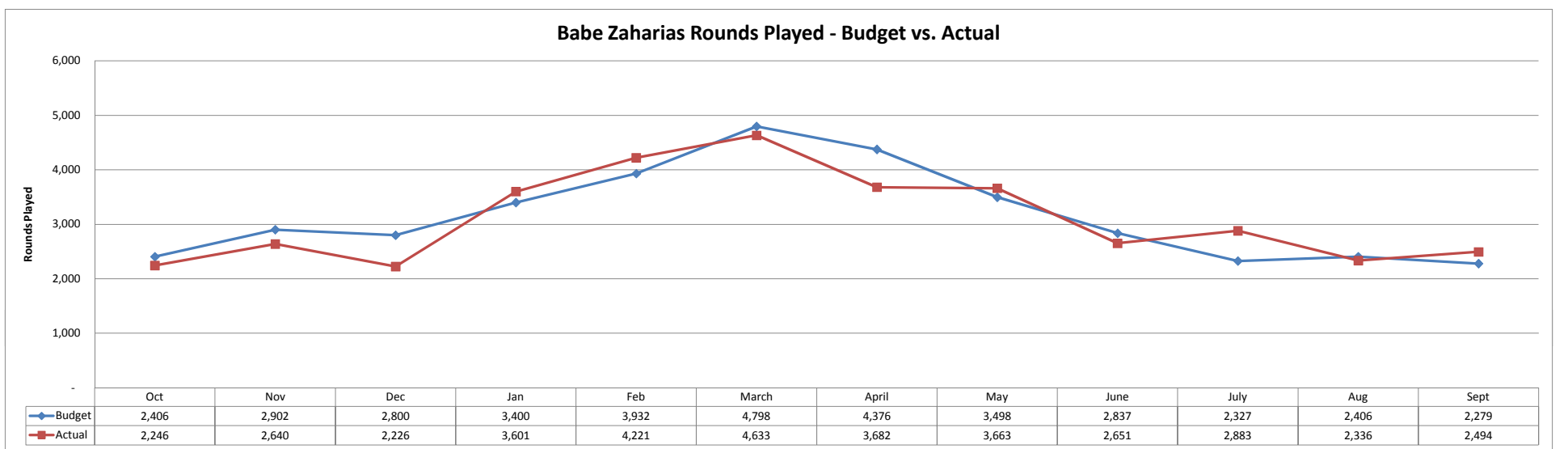
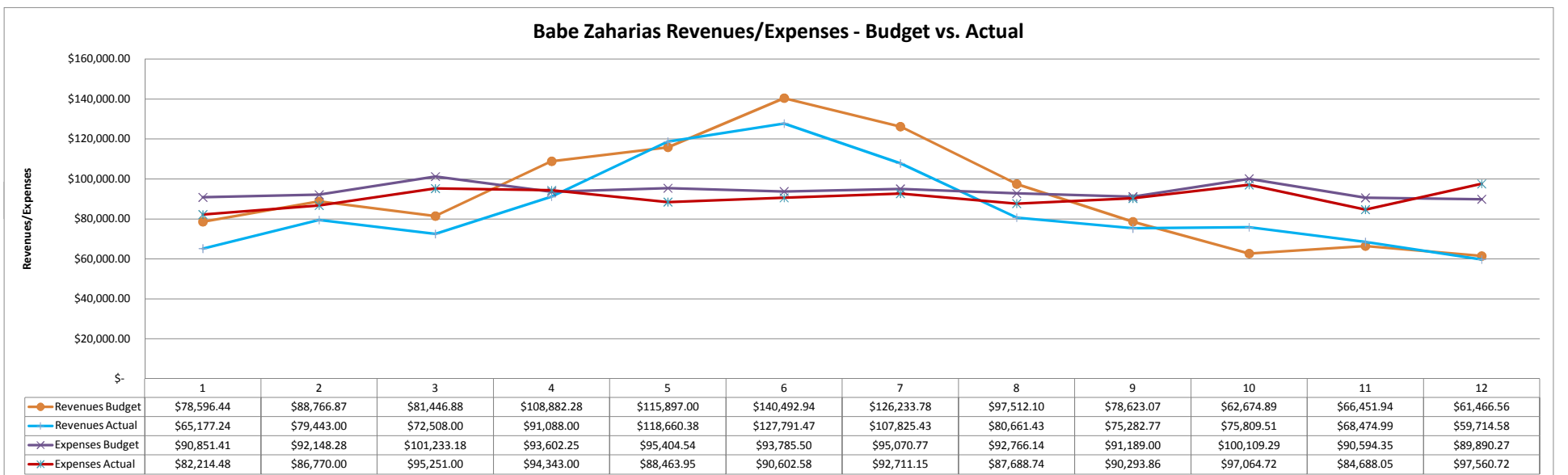
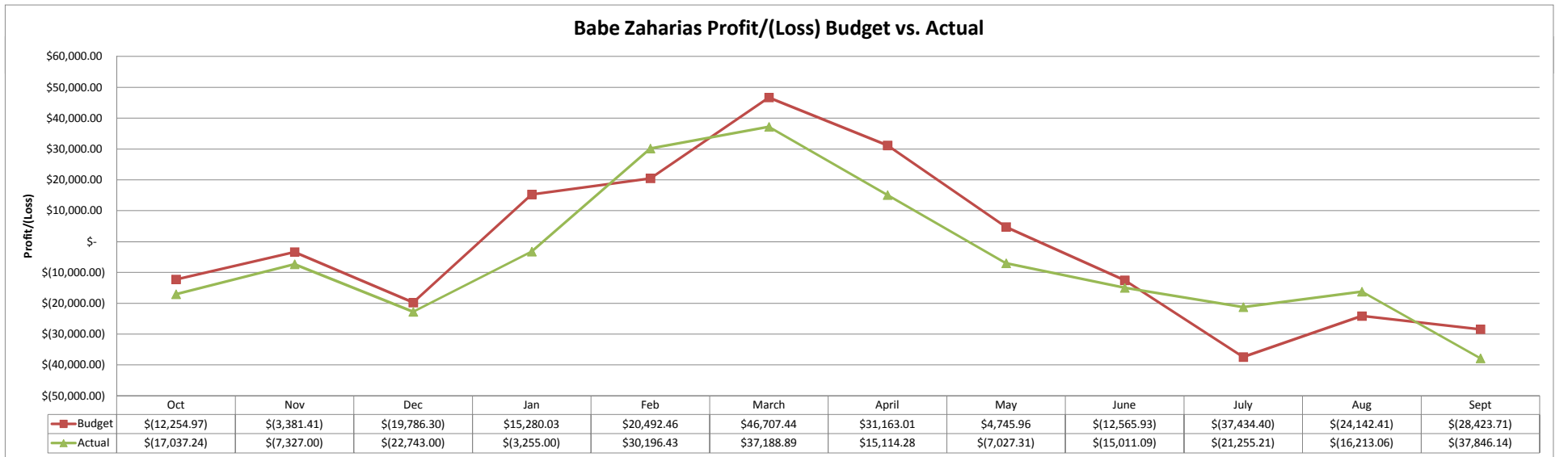
Combined Performance Measures Rollup - 2011

	Profit/(Loss)			Revenues			Expenses			Rounds Played			Revenue per Round played		
	Budget	Actual	Difference	Budget	Actual	Difference	Budget	Actual	Difference	Budget	Actual	Difference	Budget	Actual	Difference
Oct	\$ (63,261.59)	\$ (50,469.25)	\$ 12,792.34	\$ 221,747.13	\$ 205,422.97	\$ (16,324.16)	\$ 285,008.72	\$ 255,892.22	\$ (29,116.50)	6,479	6,181	(298)	\$ 32.33	\$ 31.14	\$ (1.19)
Nov	\$ (40,971.73)	\$ (44,235.00)	\$ (3,263.27)	\$ 245,917.39	\$ 234,931.00	\$ (10,986.39)	\$ 286,889.12	\$ 279,166.00	\$ (7,723.12)	7,778	7,364	(414)	\$ 30.05	\$ 29.76	\$ (0.29)
Dec	\$ (78,639.07)	\$ (98,123.00)	\$ (19,483.93)	\$ 242,799.67	\$ 209,249.00	\$ (33,550.67)	\$ 321,438.74	\$ 307,372.00	\$ (14,066.74)	7,890	6,695	(1,195)	\$ 29.29	\$ 29.36	\$ 0.08
Jan	\$ 27,338.43	\$ (31,067.00)	\$ (58,405.43)	\$ 327,790.89	\$ 274,772.00	\$ (53,018.89)	\$ 300,452.46	\$ 305,839.00	\$ 5,386.54	10,023	9,873	(150)	\$ 31.21	\$ 26.36	\$ (4.85)
Feb	\$ 54,078.98	\$ 84,982.38	\$ 30,903.40	\$ 356,897.13	\$ 368,492.87	\$ 11,595.74	\$ 302,818.15	\$ 283,510.49	\$ (19,307.66)	11,499	12,365	866	\$ 29.84	\$ 28.42	\$ (1.43)
March	\$ 123,757.30	\$ 106,784.18	\$ (16,973.12)	\$ 415,995.03	\$ 401,762.62	\$ (14,232.41)	\$ 292,237.73	\$ 294,978.44	\$ 2,740.71	13,371	13,640	269	\$ 29.70	\$ 28.10	\$ (1.60)
April	\$ 25,333.24	\$ 31,623.01	\$ 6,289.77	\$ 329,474.86	\$ 326,142.51	\$ (3,332.35)	\$ 304,141.62	\$ 294,519.50	\$ (9,622.12)	11,002	10,760	(242)	\$ 28.40	\$ 27.33	\$ (1.07)
May	\$ (39,858.29)	\$ (35,274.10)	\$ 4,584.19	\$ 249,920.11	\$ 241,925.19	\$ (7,994.92)	\$ 289,778.40	\$ 277,199.29	\$ (12,579.11)	8,822	10,186	1,364	\$ 26.76	\$ 21.87	\$ (4.89)
June	\$ (70,102.48)	\$ (57,463.84)	\$ 12,638.64	\$ 216,421.11	\$ 227,931.05	\$ 11,509.94	\$ 286,523.59	\$ 285,394.89	\$ (1,128.70)	7,754	7,666	(88)	\$ 26.33	\$ 27.02	\$ 0.70
July	\$ (130,082.08)	\$ (92,138.85)	\$ 37,943.23	\$ 194,807.07	\$ 213,071.05	\$ 18,263.98	\$ 324,889.15	\$ 305,209.90	\$ (19,679.25)	7,203	7,203	-	\$ 25.24	\$ 26.63	\$ 1.38
Aug	\$ (78,068.71)	\$ (74,100.99)	\$ 3,967.72	\$ 207,293.78	\$ 188,833.57	\$ (18,460.21)	\$ 285,362.49	\$ 262,934.56	\$ (22,427.93)	6,727	5,724	(1,003)	\$ 28.60	\$ 30.07	\$ 1.47
Sept	\$ (116,744.33)	\$ (116,884.77)	\$ (140.44)	\$ 174,955.22	\$ 179,609.35	\$ 4,654.13	\$ 291,699.55	\$ 296,494.12	\$ 4,794.57	5,939	6,036	97	\$ 27.17	\$ 26.82	\$ (0.35)
Total	\$ (387,220.33)	\$ (376,367.23)	\$ 10,853.10	\$ 3,184,019.39	\$ 3,072,143.18	\$ (111,876.21)	\$ 3,571,239.72	\$ 3,448,510.41	\$ (122,729.31)	104,487	103,693	(794)	\$ 28.74	\$ 27.74	\$ (1.00)



Babe Zaharias Performance Measures Rollup - 2011

	Profit/(Loss)			Revenues			Expenses			Rounds Played			Revenue per Round played		
	Budget	Actual	Difference	Budget	Actual	Difference	Budget	Actual	Difference	Budget	Actual	Difference	Budget	Actual	Difference
Oct	\$ (12,254.97)	\$ (17,037.24)	\$ (4,782.27)	\$ 78,596.44	\$ 65,177.24	\$ (13,419.20)	\$ 90,851.41	\$ 82,214.48	\$ (8,636.93)	2,406	2,246	(160)	\$ 31.98	\$ 28.40	\$ (3.57)
Nov	\$ (3,381.41)	\$ (7,327.00)	\$ (3,945.59)	\$ 88,766.87	\$ 79,443.00	\$ (9,323.87)	\$ 92,148.28	\$ 86,770.00	\$ (5,378.28)	2,902	2,640	(262)	\$ 30.31	\$ 29.60	\$ (0.71)
Dec	\$ (19,786.30)	\$ (22,743.00)	\$ (2,956.70)	\$ 81,446.88	\$ 72,508.00	\$ (8,938.88)	\$ 101,233.18	\$ 95,251.00	\$ (5,982.18)	2,800	2,226	(574)	\$ 28.80	\$ 31.93	\$ 3.13
Jan	\$ 15,280.03	\$ (3,255.00)	\$ (18,535.03)	\$ 108,882.28	\$ 91,088.00	\$ (17,794.28)	\$ 93,602.25	\$ 94,343.00	\$ 740.75	3,400	3,601	201	\$ 31.79	\$ 24.82	\$ (6.97)
Feb	\$ 20,492.46	\$ 30,196.43	\$ 9,703.97	\$ 115,897.00	\$ 118,660.38	\$ 2,763.38	\$ 95,404.54	\$ 88,463.95	\$ (6,940.59)	3,932	4,221	289	\$ 29.27	\$ 27.55	\$ (1.72)
March	\$ 46,707.44	\$ 37,188.89	\$ (9,518.55)	\$ 140,492.94	\$ 127,791.47	\$ (12,701.47)	\$ 93,785.50	\$ 90,602.58	\$ (3,182.92)	4,798	4,633	(165)	\$ 29.11	\$ 27.06	\$ (2.05)
April	\$ 31,163.01	\$ 15,114.28	\$ (16,048.73)	\$ 126,233.78	\$ 107,825.43	\$ (18,408.35)	\$ 95,070.77	\$ 92,711.15	\$ (2,359.62)	4,376	3,682	(694)	\$ 28.66	\$ 28.64	\$ (0.02)
May	\$ 4,745.96	\$ (7,027.31)	\$ (11,773.27)	\$ 97,512.10	\$ 80,661.43	\$ (16,850.67)	\$ 92,766.14	\$ 87,688.74	\$ (5,077.40)	3,498	3,663	165	\$ 27.65	\$ 21.24	\$ (6.41)
June	\$ (12,565.93)	\$ (15,011.09)	\$ (2,445.16)	\$ 78,623.07	\$ 75,282.77	\$ (3,340.30)	\$ 91,189.00	\$ 90,293.86	\$ (895.14)	2,837	2,651	(186)	\$ 27.43	\$ 27.24	\$ (0.19)
July	\$ (37,434.40)	\$ (21,255.21)	\$ 16,179.19	\$ 62,674.89	\$ 75,809.51	\$ 13,134.62	\$ 100,109.29	\$ 97,064.72	\$ (3,044.57)	2,327	2,883	556	\$ 26.59	\$ 25.27	\$ (1.32)
Aug	\$ (24,142.41)	\$ (16,213.06)	\$ 7,929.35	\$ 66,451.94	\$ 68,474.99	\$ 2,023.05	\$ 90,594.35	\$ 84,688.05	\$ (5,906.30)	2,406	2,336	(70)	\$ 27.28	\$ 28.14	\$ 0.86
Sept	\$ (28,423.71)	\$ (37,846.14)	\$ (9,422.43)	\$ 61,466.56	\$ 59,714.58	\$ (1,751.98)	\$ 89,890.27	\$ 97,560.72	\$ 7,670.45	2,279	2,494	215	\$ 26.61	\$ 22.15	\$ (4.47)
Total	\$ (19,600.23)	\$ (65,215.45)	\$ (45,615.22)	\$ 1,107,044.75	\$ 1,022,436.80	\$ (84,607.95)	\$ 1,126,644.98	\$ 1,087,652.25	\$ (38,992.73)	37,961	37,276	(685)	\$ 28.79	\$ 26.84	\$ (1.95)



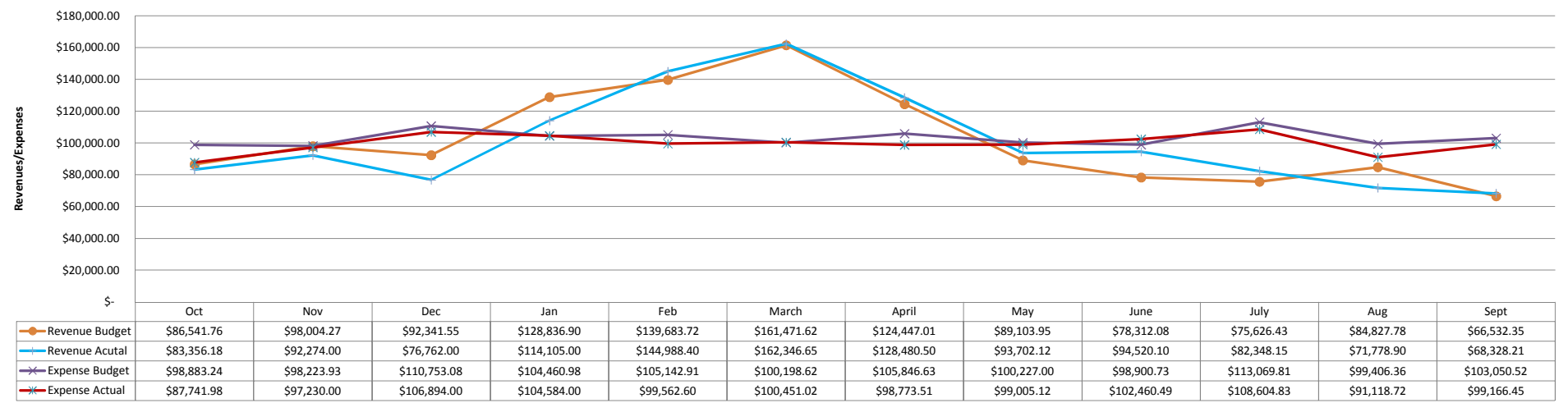
Rocky Point Performance Measures Rollup - 2011

	Profit/(Loss)			Revenues			Expenses			Rounds Played			Revenue per Round played		
	Budget	Actual	Difference	Budget	Actual	Difference	Budget	Actual	Difference	Budget	Actual	Difference	Budget	Actual	Difference
Oct	\$ (12,341.48)	\$ (4,385.80)	\$ 7,955.68	\$ 86,541.76	\$ 83,356.18	\$ (3,185.58)	\$ 98,883.24	\$ 87,741.98	\$ (11,141.26)	2,235	2,566	331	\$ 32.44	\$ 30.02	\$ (2.42)
Nov	\$ (219.66)	\$ (4,956.00)	\$ (4,736.34)	\$ 98,004.27	\$ 92,274.00	\$ (5,730.27)	\$ 98,223.93	\$ 97,230.00	\$ (993.93)	2,983	2,885	(98)	\$ 30.92	\$ 29.25	\$ (1.66)
Dec	\$ (18,411.53)	\$ (30,132.00)	\$ (11,720.47)	\$ 92,341.55	\$ 76,762.00	\$ (15,579.55)	\$ 110,753.08	\$ 106,894.00	\$ (3,859.08)	2,950	2,595	(355)	\$ 29.37	\$ 27.21	\$ (2.16)
Jan	\$ 24,375.92	\$ 9,521.00	\$ (14,854.92)	\$ 128,836.90	\$ 114,105.00	\$ (14,731.90)	\$ 104,460.98	\$ 104,584.00	\$ 123.02	3,945	3,920	(25)	\$ 30.83	\$ 27.48	\$ (3.35)
Feb	\$ 34,540.81	\$ 45,425.80	\$ 10,884.99	\$ 139,683.72	\$ 144,988.40	\$ 5,304.68	\$ 105,142.91	\$ 99,562.60	\$ (5,580.31)	4,467	4,726	259	\$ 29.64	\$ 29.22	\$ (0.42)
March	\$ 61,273.00	\$ 61,895.63	\$ 622.63	\$ 161,471.62	\$ 162,346.65	\$ 875.03	\$ 100,198.62	\$ 100,451.02	\$ 252.40	5,223	5,379	156	\$ 29.40	\$ 28.77	\$ (0.62)
April	\$ 18,600.38	\$ 29,706.99	\$ 11,106.61	\$ 124,447.01	\$ 128,480.50	\$ 4,033.49	\$ 105,846.63	\$ 98,773.51	\$ (7,073.12)	4,201	4,295	94	\$ 27.68	\$ 27.94	\$ 0.26
May	\$ (11,123.05)	\$ (5,303.00)	\$ 5,820.05	\$ 89,103.95	\$ 93,702.12	\$ 4,598.17	\$ 100,227.00	\$ 99,005.12	\$ (1,221.88)	3,217	3,664	447	\$ 25.74	\$ 22.94	\$ (2.80)
June	\$ (20,588.65)	\$ (7,940.39)	\$ 12,648.26	\$ 78,312.08	\$ 94,520.10	\$ 16,208.02	\$ 98,900.73	\$ 102,460.49	\$ 3,559.76	2,802	3,049	247	\$ 25.79	\$ 26.99	\$ 1.20
July	\$ (37,443.38)	\$ (26,256.68)	\$ 11,186.70	\$ 75,626.43	\$ 82,348.15	\$ 6,721.72	\$ 113,069.81	\$ 108,604.83	\$ (4,464.98)	2,702	2,666	(36)	\$ 25.59	\$ 27.71	\$ 2.12
Aug	\$ (14,578.58)	\$ (19,339.82)	\$ (4,761.24)	\$ 84,827.78	\$ 71,778.90	\$ (13,048.88)	\$ 99,406.36	\$ 91,118.72	\$ (8,287.64)	2,235	2,170	(65)	\$ 34.56	\$ 29.92	\$ (4.64)
Sept	\$ (36,518.17)	\$ (30,838.24)	\$ 5,679.93	\$ 66,532.35	\$ 68,328.21	\$ 1,795.86	\$ 103,050.52	\$ 99,166.45	\$ (3,884.07)	2,204	1,912	(292)	\$ 27.15	\$ 32.46	\$ 5.31
Total	\$ (12,434.39)	\$ 17,397.49	\$ 29,831.88	\$ 1,225,729.42	\$ 1,212,990.21	\$ (12,739.21)	\$ 1,238,163.81	\$ 1,195,592.72	\$ (42,571.09)	39,164	39,827	663	\$ 29.09	\$ 28.33	\$ (0.77)

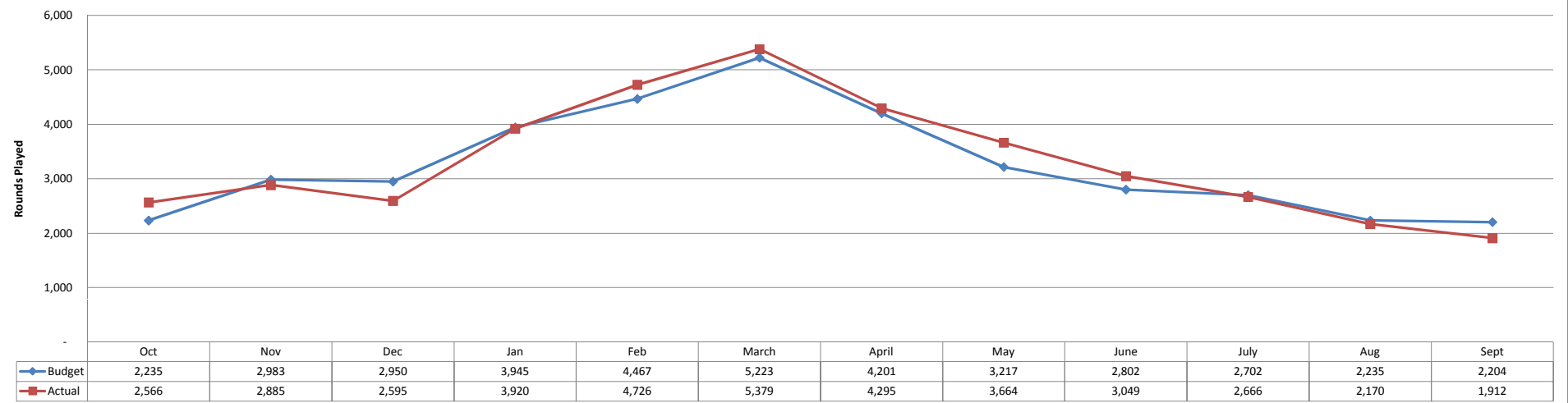
Rocky Point Profit/(Loss) Budget vs. Actual



Rocky Point Revenues/Expenses - Budget vs. Actual



Rocky Point Rounds Played - Budget vs. Actual



Rocky Point Revenue Per Round - Budget vs. Actual



Rogers Park Performance Measures Rollup - 2011

	Profit/(Loss)			Revenues			Expenses			Rounds Played			Revenue per Round played		
	Budget	Actual	Difference	Budget	Actual	Difference	Budget	Actual	Difference	Budget	Actual	Difference	Budget	Actual	Difference
Oct	\$ (38,665.14)	\$ (29,046.21)	\$ 9,618.93	\$ 56,608.93	\$ 56,889.55	\$ 280.62	\$ 95,274.07	\$ 85,935.76	\$ (9,338.31)	2,086	1,369	(717)	\$ 32.72	\$ 37.73	\$ 5.01
Nov	\$ (37,370.66)	\$ (31,952.00)	\$ 5,418.66	\$ 59,146.25	\$ 63,214.00	\$ 4,067.75	\$ 96,516.91	\$ 95,166.00	\$ (1,350.91)	1,893	1,839	(54)	\$ 28.26	\$ 30.77	\$ 2.50
Dec	\$ (40,441.24)	\$ (45,248.00)	\$ (4,806.76)	\$ 69,011.24	\$ 59,979.00	\$ (9,032.24)	\$ 109,452.48	\$ 105,227.00	\$ (4,225.48)	2,140	1,874	(266)	\$ 29.81	\$ 29.30	\$ (0.51)
Jan	\$ (12,317.52)	\$ (37,333.00)	\$ (25,015.48)	\$ 90,071.71	\$ 69,579.00	\$ (20,492.71)	\$ 102,389.23	\$ 106,912.00	\$ 4,522.77	2,678	2,352	(326)	\$ 31.04	\$ 26.88	\$ (4.16)
Feb	\$ (954.29)	\$ 9,360.15	\$ 10,314.44	\$ 101,316.41	\$ 104,844.09	\$ 3,527.68	\$ 102,270.70	\$ 95,483.94	\$ (6,786.76)	3,100	3,418	318	\$ 30.86	\$ 28.37	\$ (2.49)
March	\$ 15,776.86	\$ 7,699.66	\$ (8,077.20)	\$ 114,030.47	\$ 111,624.50	\$ (2,405.97)	\$ 98,253.61	\$ 103,924.84	\$ 5,671.23	3,350	3,628	278	\$ 31.03	\$ 28.43	\$ (2.60)
April	\$ (24,430.15)	\$ (13,198.26)	\$ 11,231.89	\$ 78,794.07	\$ 89,836.58	\$ 11,042.51	\$ 103,224.22	\$ 103,034.84	\$ (189.38)	2,425	2,783	358	\$ 29.18	\$ 29.03	\$ (0.15)
May	\$ (33,481.20)	\$ (22,943.79)	\$ 10,537.41	\$ 63,304.06	\$ 67,561.64	\$ 4,257.58	\$ 96,785.26	\$ 90,505.43	\$ (6,279.83)	2,107	2,859	752	\$ 26.84	\$ 21.30	\$ (5.54)
June	\$ (36,947.90)	\$ (34,512.36)	\$ (2,435.54)	\$ 59,485.96	\$ 58,128.18	\$ (1,357.78)	\$ 96,433.86	\$ 92,640.54	\$ (3,793.32)	2,116	1,966	(150)	\$ 25.56	\$ 26.80	\$ 1.24
July	\$ (55,204.30)	\$ (44,626.96)	\$ (9,831.26)	\$ 56,505.75	\$ 54,913.39	\$ (1,592.36)	\$ 111,710.05	\$ 99,540.35	\$ (12,169.70)	2,174	1,824	(350)	\$ 23.37	\$ 27.19	\$ 3.82
Aug	\$ (39,347.72)	\$ (38,548.11)	\$ (77,895.83)	\$ 56,014.06	\$ 48,579.68	\$ (7,434.38)	\$ 95,361.78	\$ 87,127.79	\$ (8,233.99)	2,086	1,218	(868)	\$ 23.73	\$ 34.02	\$ 10.29
Sept	\$ (51,802.45)	\$ (48,200.39)	\$ (100,002.84)	\$ 46,956.31	\$ 51,566.56	\$ 4,610.25	\$ 98,758.76	\$ 99,766.95	\$ 1,008.19	1,455	1,630	175	\$ 28.06	\$ 27.34	\$ (0.72)
Total	\$ (355,185.71)	\$ (328,549.27)	\$ (339,968.30)	\$ 851,245.22	\$ 836,716.17	\$ (14,529.05)	\$ 1,206,430.93	\$ 1,165,265.44	\$ (41,165.49)	27,610	26,760	(850)	\$ 28.37	\$ 28.93	\$ 0.56

